

# *HTML / CSS*

# *Responsive Webdesign*

<https://courses.kevinpowell.co/view/courses/conquering-responsive-layouts>

# Erste Webseite

Lorem, ipsum dolor.

**Responsive layout don't have to be a struggle**

## Quality Design

Lorem ipsum dolor sit amet consectetur adipisicing elit. Temporibus suscipit maiores ipsa iure deleniti qui ipsum fuga ut obcaecati deserunt aliquam dolorem, cumque repellat architecto modi harum officia beatae nobis earum iste! Omnis quibusdam consectetur voluptatum. Minima dolores quod ullam quae, quis obcaecati ad! Fugit quos sapiente ratione id officia.



Lorem ipsum dolor, sit amet consectetur adipisicing elit. Officia similique temporibus suscipit at dignissimos nostrum soluta veritatis voluptas obcaecati. Sapiente magni tempora veritatis commodi natus libero suscipit dicta hic officia.

Lorem, ipsum dolor.

**Responsive layout  
don't have to be a  
struggle**

## Quality Design

Lorem ipsum dolor sit amet consectetur adipisicing elit. Temporibus suscipit maiores ipsa iure deleniti qui ipsum fuga ut obcaecati deserunt aliquam dolorem, cumque repellat architecto modi harum officia beatae nobis earum iste! Omnia quibusdam consectetur voluptatum. Minima dolores quod ullam quae, quis obcaecati ad! Fugit quos sapiente ratione id officia.



Lorem ipsum dolor, sit amet consectetur adipisicing elit. Officia similique temporibus suscipit at dignissimos nostrum soluta veritatis voluptas obcaecati. Sapiente magni tempora veritatis commodi natus libero suscipit dicta hic officia.

# Erste Webseite

## HTML-Code

```
<!DOCTYPE html>
<html lang="en">
<head>
  <meta charset="UTF-8">
  <meta http-equiv="X-UA-Compatible" content="IE=edge">
  <meta name="viewport" content="width=device-width, initial-scale=1.0">
  <title>001</title>
</head>
<body>
  <p>Lorem, ipsum dolor.</p>
  <h1>Responsive layout don't have to be a struggle</h1>
  <h2>Quality Design</h2>
  <p>lorem50</p>
  
  <p>lorem30</p>
</body>
</html>
```

**Zeigt Zufallsbild  
800x400**

**<Tab>  
Erzeugt Blindtext**

# Erste Webseite Ohne Formatierung

Lorem, ipsum dolor.

## Responsive layout don't have to be a struggle

### Quality Design

Lorem ipsum dolor sit amet consectetur adipisicing elit. Temporibus suscipit maiores ipsa iure deleniti qui ipsum fuga ut obcaecati deserunt aliquam dolorem, cumque repellat architecto modi harum officia beatae nobis earum iste! Omnis quibusdam consectetur voluptatum. Minima dolores quod ullam quae, quis obcaecati ad! Fugit quos sapiente ratione id officia.



Lorem ipsum dolor, sit amet consectetur adipisicing elit. Officia similique temporibus suscipit at dignissimos nostrum soluta veritatis voluptas obcaecati. Sapiente magni tempora veritatis commodi natus libero suscipit dicta hic officia.

# Erste Webseite

## Ohne Formatierung, schon „fast“ responsive

Lorem, ipsum dolor.

**Responsive layout don't have to be a struggle**

**Quality Design**

Lorem ipsum dolor sit amet consectetur adipisicing elit. Temporibus suscipit maiores ipsa iure deleniti qui ipsum fuga ut obcaecati deserunt aliquam dolorem, cumque repellat architecto modi harum officia beatae nobis earum iste! Omnis quibusdam consectetur voluptatum. Minima dolores quod ullam quae, quis obcaecati ad! Fugit quos sapiente ratione id officia.



Lorem ipsum dolor, sit amet consectetur adipisicing elit. Officia similique temporibus suscipit at dignissimos nostrum soluta veritatis voluptas obcaecati. Sapiente magni tempora veritatis commodi natus

**Schon fast responsive.**

**Allerdings das Bild passt sich nicht an**

Galaxy S20 Ultra 412 x 915 79% Keine

Lorem, ipsum dolor.

**Responsive layout don't have to be a struggle**

**Quality Design**

Lorem ipsum dolor sit amet consectetur adipisicing elit. Temporibus suscipit maiores ipsa iure deleniti qui ipsum fuga ut obcaecati deserunt aliquam dolorem, cumque repellat architecto modi harum officia beatae nobis earum iste! Omnis quibusdam consectetur voluptatum. Minima dolores quod ullam quae, quis obcaecati ad! Fugit quos sapiente ratione id officia.



Lorem ipsum dolor, sit amet consectetur adipisicing elit. Officia similique temporibus suscipit at dignissimos nostrum soluta veritatis voluptas obcaecati. Sapiente magni tempora veritatis commodi natus libero suscipit dicta hic officia.



# Erste Webseite

## img max-width:100% macht Bilder responsive

isung Galaxy S20 UI 412 x 915 79% ▼ Keine D

Lorem, ipsum dolor.

### Responsive layout don't have to be a struggle

#### Quality Design

Lorem ipsum dolor sit amet consectetur adipisicing elit. Temporibus suscipit maiores ipsa iure deleniti qui ipsum fuga ut obcaecati deserunt aliquam dolorem, cumque repellat architecto modi harum officia beatae nobis earum iste! Omnis quibusdam consectetur voluptatum. Minima dolores quod ullam quae, quis obcaecati ad! Fugit quos sapiente ratione id officia.



Lorem ipsum dolor, sit amet consectetur adipisicing elit. Officia similique temporibus suscipit at dignissimos nostrum soluta veritatis voluptas obcaecati. Sapiente magni tempora veritatis commodi natus libero suscipit dicta hic officia.

```
<style>
img: {
  max-width: 100%
}
</style>
```

**Bild ist responsive**

# Erste Webseite

## HTML-Code strukturieren

```
<body>
  <header>
    <div class="container">
      <p>Lorem, ipsum dolor.</p>
      <h1>Responsive layout don't have to be a struggle</h1>
    </div>
  </header>
  <section>
    <div class="container">
      <h2>Quality Design</h2>
      <p>Lorem ipsum dolor sit amet consectetur adipisicing elit. Temporibus s
        ipsum fuga ut obcaecati deserunt aliquam dolorem, cumque repellat ar
        earum iste! Omnis quibusdam consectetur voluptatum. Minima dolores c
        quos sapiente ratione id officia.</p>
      
      <p>Lorem ipsum dolor, sit amet consectetur adipisicing elit. Officia sin
        dignissimos nostrum soluta veritatis voluptas obcaecati. Sapiente ma
        libero suscipit dicta hic officia.</p>
    </div>
  </section>
</body>
```

# Erste Webseite

## Erste Formatierungen

```
<style>
  * {
    |   box-sizing: border-box;
    |
  }

  .container {
    |   width: 80%;
    |   max-width: 1100px;
    |   margin: 0 auto;
    |   border: 2px ■ red solid;
    |
  }

  img {
    |   max-width: 100%
    |
  }
</style>
```

Lorem, ipsum dolor.

### Responsive layout don't have to be a struggle

#### Quality Design

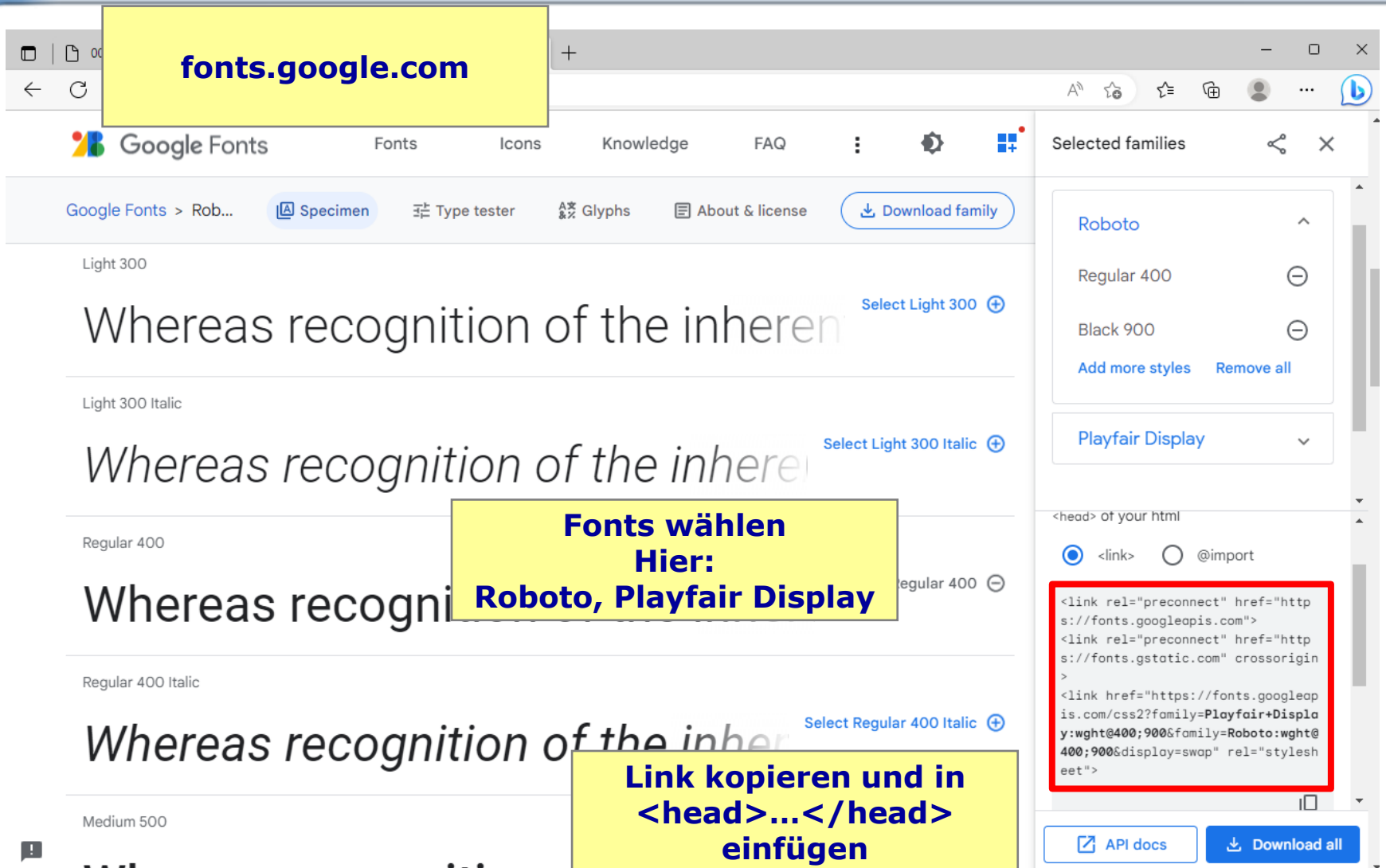
Lorem ipsum dolor sit amet consectetur adipisicing elit. Temporibus suscipit maiores ipsa iure deleniti qui ipsum fuga ut obcaecati deserunt aliquam dolorem, cumque repellat architecto modi harum officia beatae nobis earum iste! Omnis quibusdam consectetur voluptatum. Minima dolores quod ullam quae, quis obcaecati ad! Fugit quos sapiente ratione id officia.



Lorem ipsum dolor, sit amet consectetur adipisicing elit. Officia similique temporibus suscipit at dignissimos nostrum soluta veritatis voluptas obcaecati. Sapiente magni tempora veritatis commodi natus libero suscipit dicta hic officia.



# Erste Webseite Schriftart ändern



**fonts.google.com**

Google Fonts

Fonts Icons Knowledge FAQ

Google Fonts > Rob... Specimen Type tester Glyphs About & license Download family

Light 300

Whereas recognition of the inherent

Select Light 300

Light 300 Italic

Whereas recognition of the inherent

Select Light 300 Italic

Regular 400

Whereas recognition of the inherent

Select Regular 400

Regular 400 Italic

Whereas recognition of the inherent

Select Regular 400 Italic

Medium 500

Whereas recognition of the inherent

**Fonts wählen  
Hier:  
Roboto, Playfair Display**

**Link kopieren und in  
<head>...</head>  
einfügen**

Selected families

Roboto

Regular 400

Black 900

Add more styles Remove all

Playfair Display

<head> of your html

☒ <link> ☐ @import

```
<link rel="preconnect" href="https://fonts.googleapis.com">
<link rel="preconnect" href="https://fonts.gstatic.com" crossorigin>
<link href="https://fonts.googleapis.com/css2?family=Playfair+Display:wght@400;900&family=Roboto:wght@400;900&display=swap" rel="stylesheet">
```

API docs Download all

# Erste Webseite Schriftart nutzen

```
<head>
  <meta charset="UTF-8">
  <meta http-equiv="X-UA-Compatible" content="IE=edge">
  <meta name="viewport" content="width=device-width, initial-scale=1.0">
  <link rel="preconnect" href="https://fonts.googleapis.com">
  <link rel="preconnect" href="https://fonts.gstatic.com" crossorigin>
  <link href="https://fonts.googleapis.com/css2?family=Playfair+Display:wght@400;900&family=Roboto:wght@400;900&display=swap"
  </title>
  <style>
    * {
      box-sizing: border-box;
    }

    body {
      font-family: 'Roboto', serif;
      font-weight: 400;
      font-size: 1.3rem; /* 21px */
      line-height: 1.4;
    }
  </style>
```

Lorem, ipsum dolor.

## Responsive layout don't have to be a struggle

### Quality Design

Lorem ipsum dolor sit amet consectetur adipisicing elit. Temporibus suscipit maiores ipsa iure deleniti qui ipsum fuga ut obcaecati deserunt aliquam dolorem, cumque repellat architecto modi harum officia beatae nobis earum iste! Omnis quibusdam consectetur voluptatum. Minima dolores quod ullam quae, quis obcaecati ad! Fugit quos sapiente ratione id officia.



Lorem ipsum dolor, sit amet consectetur adipisicing elit. Officia similique temporibus suscipit at dignissimos nostrum soluta veritatis voluptas obcaecati. Sapiente magni tempora veritatis commodi natus libero suscipit dicta hic officia.

# Erste Webseite

## Absätze formatieren

```
header {  
  padding: 5rem 0rem;  
  text-align: center;  
  background-color: #23424A;  
  color: #FFF;  
}  
  
section {  
  padding: 2rem 0rem;  
  text-align: center;  
  background-color: #136C72;  
  color: white;  
}  
  
h2 {  
  margin: 0;  
  padding: 1rem 0;  
  color: #38CFD9;  
  font-family: 'Playfair Display', serif;  
}
```

Lorem, ipsum dolor.

## Responsive layout don't have to be a struggle

### Quality Design

Lorem ipsum dolor sit amet consectetur adipisicing elit. Temporibus suscipit maiores ipsa iure deleniti qui ipsum fuga ut obcaecati deserunt aliquam dolorem, cumque repellat architecto modi harum officia beatae nobis earum iste! Omnis quibusdam consectetur voluptatum. Minima dolores quod ullam quae, quis obcaecati ad! Fugit quos sapiente ratione id officia.



Lorem ipsum dolor, sit amet consectetur adipisicing elit. Officia similique temporibus suscipit at dignissimos nostrum soluta veritatis voluptas obcaecati. Sapiente magni tempora veritatis commodi natus libero suscipit dicta hic officia.

Lorem, ipsum dolor.

## Responsive layout don't have to be a struggle

### Quality Design

Lorem ipsum dolor sit amet consectetur adipisicing elit. Temporibus suscipit maiores ipsa iure deleniti qui ipsum fuga ut obcaecati deserunt aliquam dolorem, cumque repellat architecto modi harum officia beatae nobis earum iste! Omnis quibusdam consectetur voluptatum. Minima dolores quod ullam quae, quis obcaecati ad! Fugit quos sapiente ratione id officia.



Lorem ipsum dolor, sit amet consectetur adipisicing elit. Officia similique temporibus suscipit at dignissimos nostrum soluta veritatis voluptas obcaecati. Sapiente magni tempora veritatis commodi natus libero suscipit dicta hic officia.

# Erste Webseite

## Zusammenfassung: Formatierungen

```
* {  
  box-sizing: border-box;  
}  
  
body {  
  font-family: 'Roboto', serif;  
  font-weight: 400;  
  font-size: 1.3rem; /* 21px */  
  line-height: 1.4;  
}  
  
.container {  
  width: 80%;  
  max-width: 1100px;  
  margin: 0 auto;  
}  
  
img {  
  max-width: 100%;  
}
```

```
header {  
  padding: 5rem 0rem;  
  text-align: center;  
  background-color: #23424A;  
  color: #FFF;  
}  
  
section {  
  padding: 2rem 0rem;  
  text-align: center;  
  background-color: #136C72;  
  color: white;  
}  
  
h2 {  
  margin: 0;  
  padding: 1rem 0;  
  color: #38CFD9;  
}
```

# Erste Webseite

## Zusammenfassung: HTML-Code

```
<body>
  <header>
    <div class="container">
      <p>Lorem, ipsum dolor.</p>
      <h1>Responsive layout don't have to be a struggle</h1>
    </div>
  </header>
  <section>
    <div class="container">
      <h2>Quality Design</h2>
      <p>Lorem ipsum dolor sit amet consectetur adipisicing elit. Temporibus s
        ipsum fuga ut obcaecati deserunt aliquam dolorem, cumque repellat ar
        earum iste! Omnis quibusdam consectetur voluptatum. Minima dolores c
        quos sapiente ratione id officia.</p>
      
      <p>Lorem ipsum dolor, sit amet consectetur adipisicing elit. Officia sin
        dignissimos nostrum soluta veritatis voluptas obcaecati. Sapiente ma
        libero suscipit dicta hic officia.</p>
    </div>
  </section>
</body>
```



# Challenge 1.1



**Gesamte Layout:  
60% der Browserbreite**

**Breite Inhalt:  
80% des Layouts,  
höchstens 980px**

**Zentriert,  
Schriftart: Playfair Display**

**Nicht  
zentriert**

**<http://unsplash.it/1200/1000>**

Diagram illustrating a responsive layout design challenge. The layout is divided into two main sections: a top section with a light beige background and a bottom section with a white background. The top section contains the text "Responsive layout don't have to be a struggle" and "Quality Design". The bottom section contains a large image of a waterfall and the text "Responsive layout don't have to be a struggle" and "Quality Design". Blue arrows indicate the flow of information from the challenge requirements to the layout elements.

**#f4eed9**

**#385c55**

**Schriftart:  
Roboto**

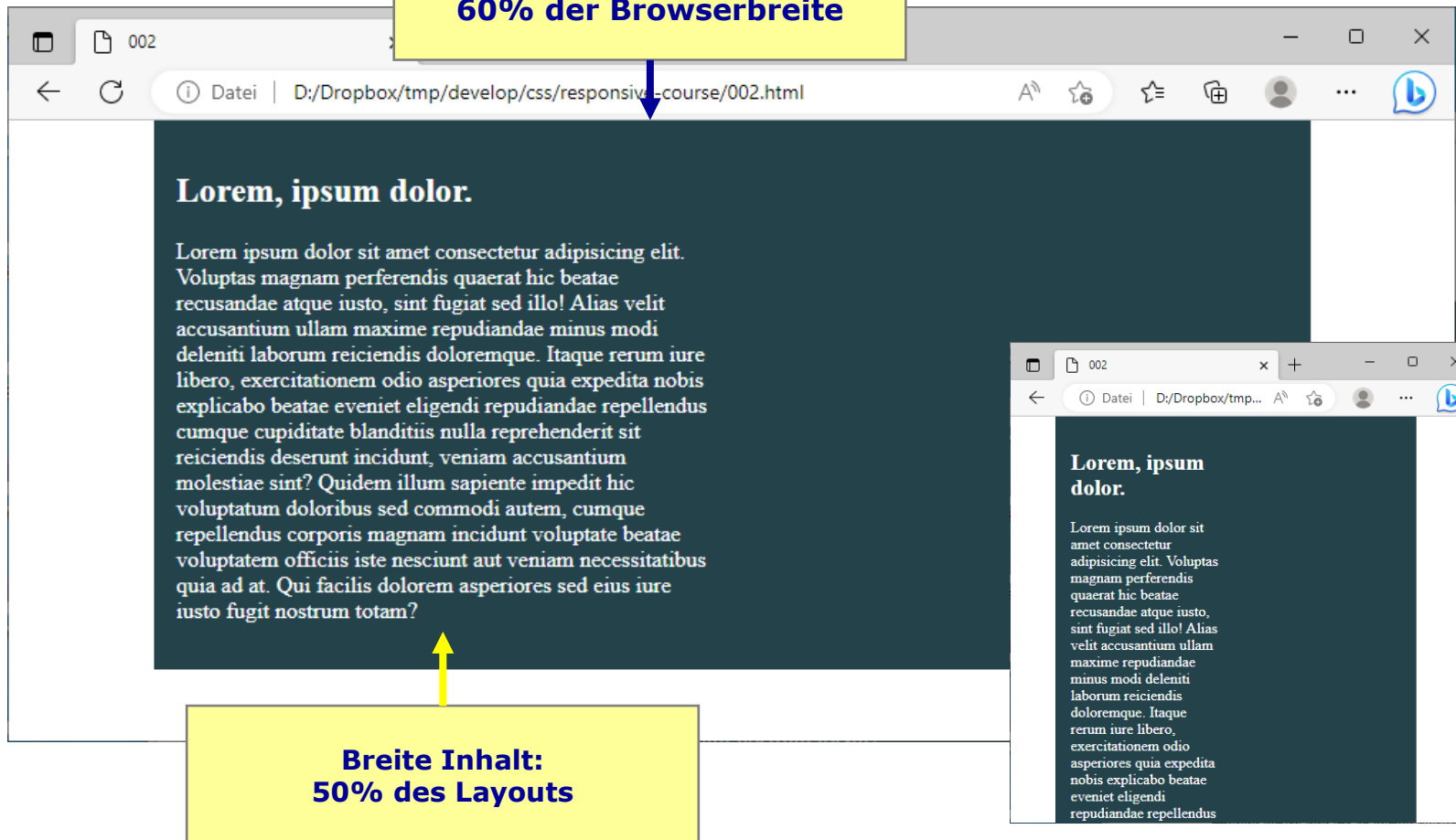
Diagram illustrating a responsive layout design challenge. The layout is divided into two main sections: a top section with a light beige background and a bottom section with a white background. The top section contains the text "Responsive layout don't have to be a struggle" and "Quality Design". The bottom section contains a large image of a waterfall and the text "Responsive layout don't have to be a struggle" and "Quality Design". Blue arrows indicate the flow of information from the challenge requirements to the layout elements.

# Challenge 1.2



#385c55

**Gesamte Layout:  
60% der Browserbreite**



A decorative blue L-shaped bar is positioned on the left side of the slide, extending horizontally across the middle. The word "Buttons" is centered within this bar.

# ***Buttons***

# Buttons

Buy now

```
<a id="btn1" href="#" class="button1">  
Buy now  
</a>
```

```
.button1{  
  display: inline-block;  
  background-color: white;  
  color: inherit;  
  text-decoration: none;  
  padding: 0.5em 1.5em;  
  font-size: 1.25rem;  
  transition: transform 0.1s ease 0s;  
}  
  
.button1:hover{  
  background: rgba(0, 0, 0, 0.8);  
  color: white;  
}  
  
.button1:active{  
  transform: scale(0.95);  
}
```

BUY NOW

```
<a id="btn2" href="#" class="button2">  
Buy now  
</a>
```

```
.button2{  
  display: inline-block;  
  background-color: rgb(56, 207, 217);  
  color: rgb(7, 42, 45);  
  text-decoration: none;  
  text-transform: uppercase;  
  padding: 0.75em 2em;  
  border-radius: 2rem;  
  font-weight: 900;  
  font-size: 1.25rem;  
  transition: background-color 0.2s ease 0s;  
}  
  
.button2:hover{  
  opacity: 0.75;  
}  
  
.button2:active{  
  background-color: rgb(56, 153, 217);  
}
```

A decorative blue L-shaped bar is positioned on the left side of the slide, extending horizontally across the middle. The word "Flexbox" is centered within this bar.

***Flexbox***



# Layout

**Gesamte Layout:  
80% der Browserbreite**

**Header  
Breite Inhalt:  
50% des Layouts,  
Zweite Hälfte leer**

## Responsive layout don't have to be a struggle

Lorem ipsum dolor sit amet consectetur  
adipiscing elit. Repudiandae nobis  
numquam vero, quasi facilis ducimus  
necessitatibus ex cum deserunt  
laudantium.

**I WANT TO LEARN**

**Section  
Breite Inhalt:  
100% des Layouts  
3 Spalten, gleiche Breite**

**Cheap**

Lorem ipsum dolor sit amet,  
consectetur adipiscing elit,  
sed do eiusmod tempor  
incididunt ut labore et  
dolore magna aliqua. Ut  
enim ad minim veniam.

**Quick**

Lorem ipsum dolor sit amet,  
consectetur adipiscing elit,  
sed do eiusmod tempor  
incididunt ut labore et  
dolore magna aliqua. Ut  
enim ad minim veniam.

**Affordable**

Lorem ipsum dolor sit amet,  
consectetur adipiscing elit,  
sed do eiusmod tempor  
incididunt ut labore et  
dolore magna aliqua. Ut  
enim ad minim veniam.

# Layout Header

```
header {  
  padding: 5rem 0rem;  
  background-color: #23424A;  
  color: #FFF;  
}
```

```
.container {  
  width: 80%;  
  max-width: 1100px;  
  margin: 0 auto;  
}
```

```
.w-50 {  
  width: 50%;  
}
```

```
<header>  
  <div class="container">  
    <div class="w-50">  
      <h1>Responsive layout don't have to be a struggle</h1>  
      <p>Lorem ipsum dolor sit amet consectetur adipisicing elit. Repudiandae  
      <a href="#" class="button1 mt-2">I want to learn</a>  
    </div>  
  </div>  
</header>
```

## Responsive layout don't have to be a struggle

Lorem ipsum dolor sit amet consectetur  
adipiscing elit. Repudiandae nobis  
numquam vero, quasi facilis ducimus  
necessitatibus ex cum deserunt  
laudantium.

I WANT TO LEARN

**Zusatz-Container mit  
Breite 50% (Hilfsklasse)**

# Layout Section

```
section {  
  padding: 2rem 0rem;  
  text-align: center;  
  background-color: white;  
  color: rgba(0,0,0,0.6);  
}
```

„weiches“  
Schwarz

```
.container {  
  width: 80%;  
  max-width: 1100px;  
  margin: 0 auto;  
}
```

```
.row {  
  /* flex-container */  
  display: flex;  
  gap: 1rem;  
}
```

```
.col {  
  /* flex-items */  
  flex: 1; /*or width:100%; */  
}
```

Breite Layout wird gleichmäßig  
unter cols aufgeteilt

Cheap

Quick

Affordable

Lorem ipsum dolor sit amet,  
consectetur adipiscing elit,  
sed do eiusmod tempor  
incididunt ut labore et  
dolore magna aliqua. Ut  
enim ad minim veniam.

Lorem ipsum dolor sit amet,  
consectetur adipiscing elit,  
sed do eiusmod tempor  
incididunt ut labore et  
dolore magna aliqua. Ut  
enim ad minim veniam.

Lorem ipsum dolor sit amet,  
consectetur adipiscing elit,  
sed do eiusmod tempor  
incididunt ut labore et  
dolore magna aliqua. Ut  
enim ad minim veniam.

```
<section>  
  <div class="container row">  
    <div class="col">  
      <h2>Cheap</h2>  
      <p>Lorem ipsum dolor sit amet, consectetur adipiscing elit, sed do  
        labore et dolore magna aliqua. Ut enim ad minim veniam.</p>  
    </div>  
    <div class="col">  
      <h2>Quick</h2>  
      <p>Lorem ipsum dolor sit amet, consectetur adipiscing elit, sed do  
        labore et dolore magna aliqua. Ut enim ad minim veniam.</p>  
    </div>  
    <div class="col">  
      <h2>Affordable</h2>  
      <p>Lorem ipsum dolor sit amet, consectetur adipiscing elit, sed do  
        labore et dolore magna aliqua. Ut enim ad minim veniam.</p>  
    </div>  
  </div>  
</section>
```

# Challenge 2



**Gesamte Layout:  
60% der Browserbreite**

**Breite Inhalt:  
80% des Layouts,  
höchstens 980px**

**Header  
Breite Inhalt:  
50% des Layouts,  
Zweite Hälfte leer**

**Section  
Breite Inhalt:  
100% des Layouts  
jede Spalte gleiche Breite**

## Responsive layout don't have to be a struggle

Lorem ipsum dolor sit amet consectetur adipiscing elit.  
Repudiandae nobis numquam vero, quasi facilis ducimus  
necessitatibus ex cum deserunt laudantium.

I WANT TO LEARN

- #23424A
- #87629A
- #136C72

### Cheap

Lorem ipsum dolor sit amet,  
consectetur adipiscing elit, sed do  
eiusmod tempor incididunt ut labore  
et dolore magna aliqua. Ut enim ad  
minim veniam.

### Quick

Lorem ipsum dolor sit amet,  
consectetur adipiscing elit, sed do  
eiusmod tempor incididunt ut labore  
et dolore magna aliqua. Ut enim ad  
minim veniam.

### Affordable

Lorem ipsum dolor sit amet,  
consectetur adipiscing elit, sed do  
eiusmod tempor incididunt ut labore  
et dolore magna aliqua. Ut enim ad  
minim veniam.

### Cheap

Lorem ipsum dolor sit amet, consectetur adipiscing elit,  
sed do eiusmod tempor incididunt ut labore et dolore  
magna aliqua. Ut enim ad minim veniam.

### Quick

Lorem ipsum dolor sit amet, consectetur adipiscing elit,  
sed do eiusmod tempor incididunt ut labore et dolore  
magna aliqua. Ut enim ad minim veniam.

**Schriftart: Roboto**

**Zentriert,  
Schriftart: Playfair Display**

A thick blue L-shaped bar is positioned on the left side of the slide, extending from the top to the bottom. A horizontal light blue bar with rounded ends extends from the right side of the L-shape across the middle of the slide.

# ***Navigation***



# Navigation

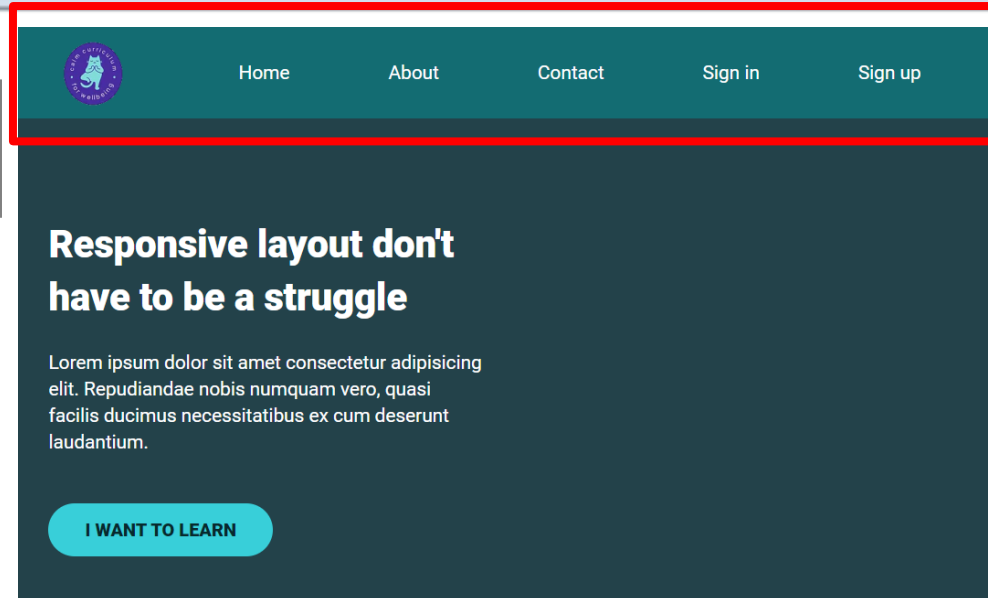
```
nav {  
  background: #136c72;  
}
```

**display:  
flex**

```
.nav {  
  display: flex;  
  gap: 2rem;  
  justify-content: space-between;  
  align-items: center;  
}
```

```
.navItem a {  
  text-decoration: none;  
  color: white;  
}
```

```
.navItem a:hover {  
  opacity: 0.75;  
}
```



```
<nav>  
  <div class="container nav">  
      
    <div class="navItem"><a href="#">Home</a></div>  
    <div class="navItem"><a href="#">About</a></div>  
    <div class="navItem"><a href="#">Contact</a></div>  
    <div class="navItem"><a href="#">Sign in</a></div>  
    <div class="navItem"><a href="#">Sign up</a></div>  
  </ul>  
  </div>  
</nav>
```

# Navigation mehrere Navigationsmenüs

```
nav {  
  background: #136c72;  
}
```

```
.nav {  
  display: flex;  
  gap: 2rem;  
  justify-content: space-between;  
}
```

**display:  
flex**

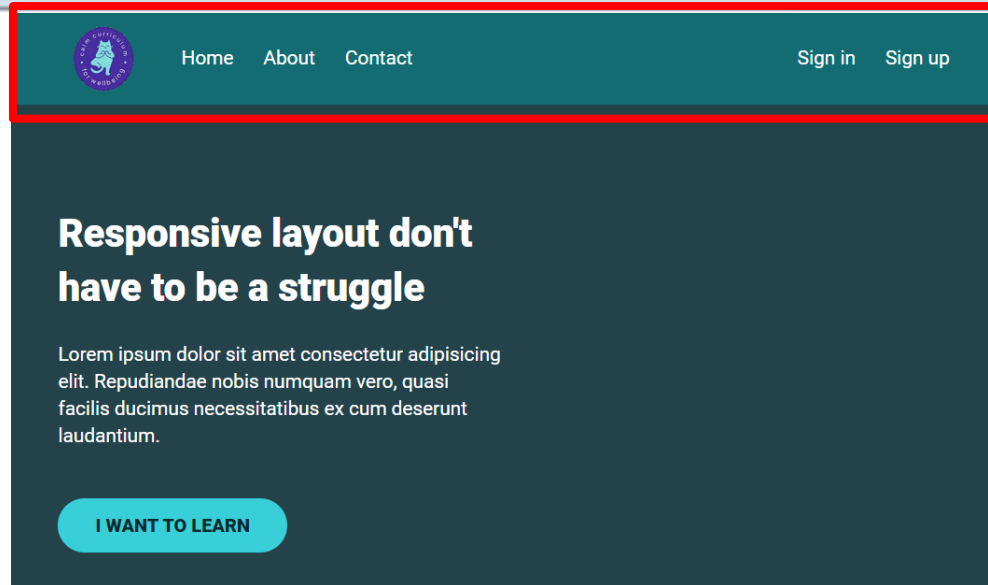
```
.navList {  
  margin: 0;  
  padding: 0;  
  list-style: none;  
  display: flex;  
  align-items: center;  
  gap: 2rem;  
}
```

```
.navItem a {  
  text-decoration: none;  
  color: white;  
}
```

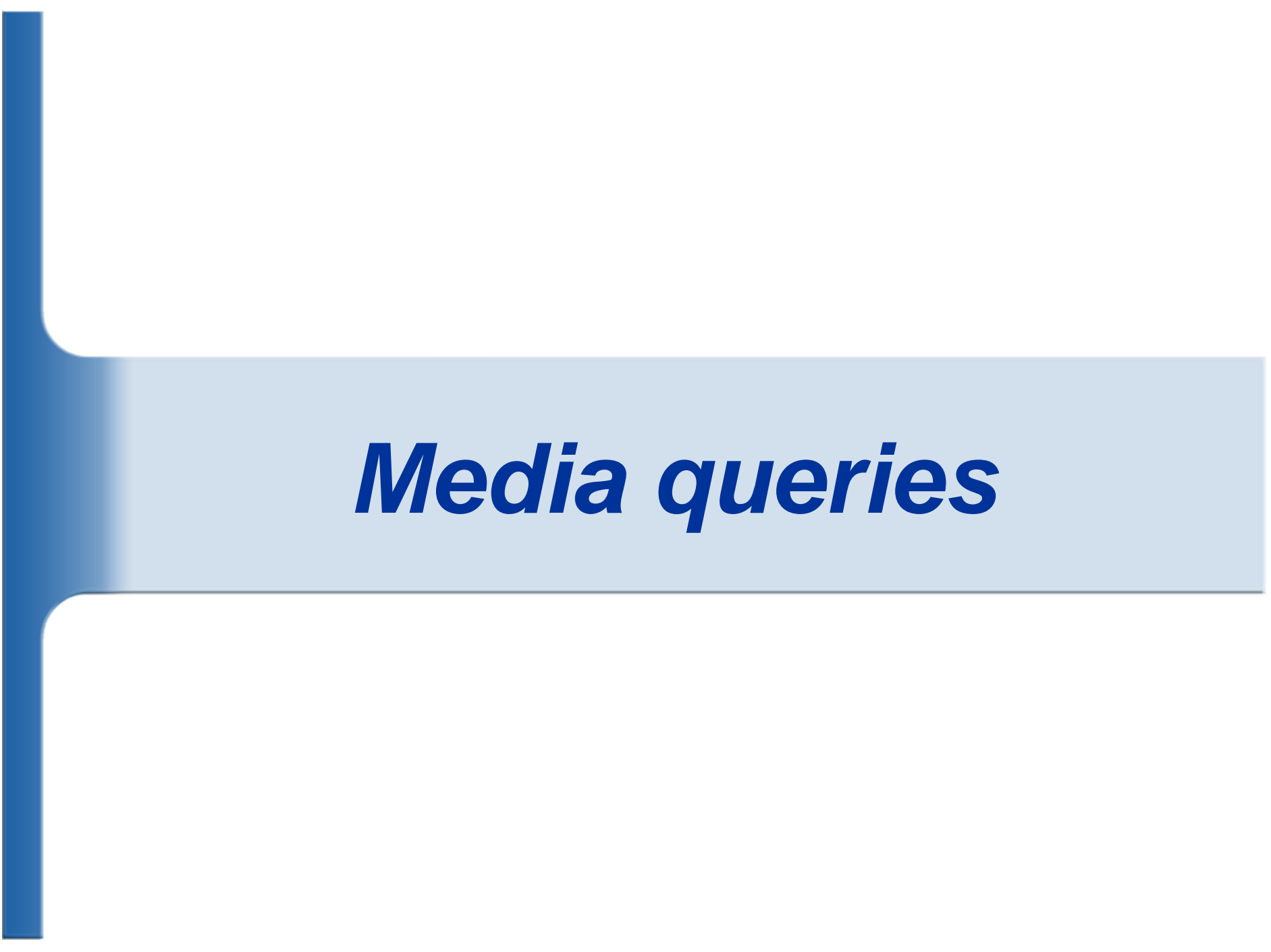
```
.navItem a:hover {  
  opacity: 0.75;  
}
```

```
.navList:nth-of-type(1) {  
  flex-grow: 1;  
  /* Alternative: margin-right: auto; */  
}
```

**Lücke  
zwischen  
beiden Menüs**



```
<nav>  
  <div class="container nav">  
      
    <ul class="navList">  
      <div class="navItem"><a href="#">Home</a></div>  
      <div class="navItem"><a href="#">About</a></div>  
      <div class="navItem"><a href="#">Contact</a></div>  
    </ul>  
    <ul class="navList">  
      <div class="navItem"><a href="#">Sign in</a></div>  
      <div class="navItem"><a href="#">Sign up</a></div>  
    </ul>  
  </div>  
</nav>
```

A thick blue L-shaped bar is positioned on the left side of the slide, extending from the top to the bottom. A horizontal light blue bar branches off from the middle of this L-shape, extending across the width of the slide. The text 'Media queries' is centered within this light blue bar.

# ***Media queries***

# Webseite mit VH / VW

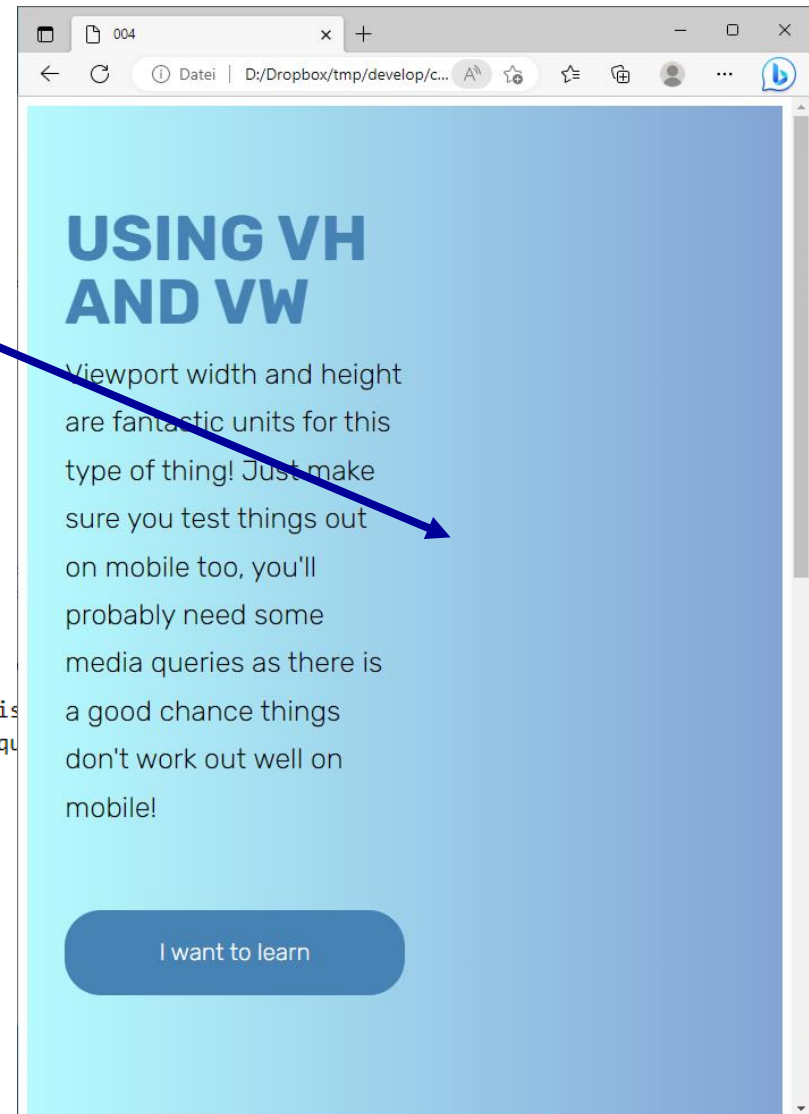
## Farbverlauf

```
header {  
  background: linear-gradient(to left, #83a4d4, #b6fbff);  
  padding: 10vh 0;  
  height: 100vh;  
}
```

```
header h1 {  
  color: steelblue;  
  font-size: 8vw;  
  line-height: 1;  
  text-transform: uppercase;  
  margin: 0 0 .25em;  
}
```

```
<body>  
  <header>  
    <div class="container">  
      <div class="w-50">  
        <h1>Using vh and vw</h1>  
        <p>Viewport width and height are fantastic units for this  
          out on mobile too, you'll probably need some media qu  
          work out well on mobile!</p>  
        <a href="#" class="button1 mt-2">I want to learn</a>  
      </div>  
    </div>  
  </header>  
  <section class="more-content">  
  </section>  
</body>
```

Nimmt die  
gesamte  
Höhe des  
Browser



# Verändere den Farbverlauf mit Breite des Fensters

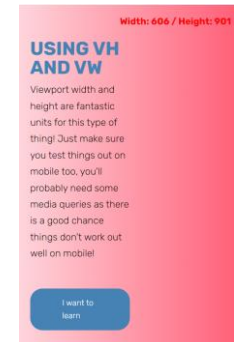
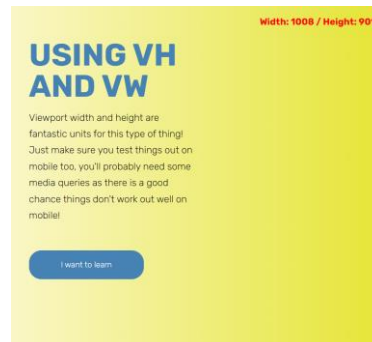
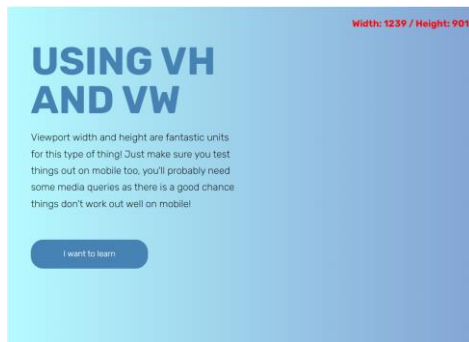
```
@media (max-width: 1200px) {  
  header {  
    background: linear-gradient(to left, #e5e536, #faf7c7);  
  }  
}
```

**Alternative Befehle für  
max/min breite.**

```
@media (max-width: 1000px) {  
  header {  
    background: linear-gradient(to left, #27bd36, #c6ffb6);  
  }  
}
```

**Max-Width:  
Größe zuerst.  
Lies: „Anwenden falls  
Breite kleiner als  
1200px“**

```
@media (max-width: 800px) {  
  header {  
    background: linear-gradient(to left, #ff5f77, #ffd5dc);  
  }  
}
```







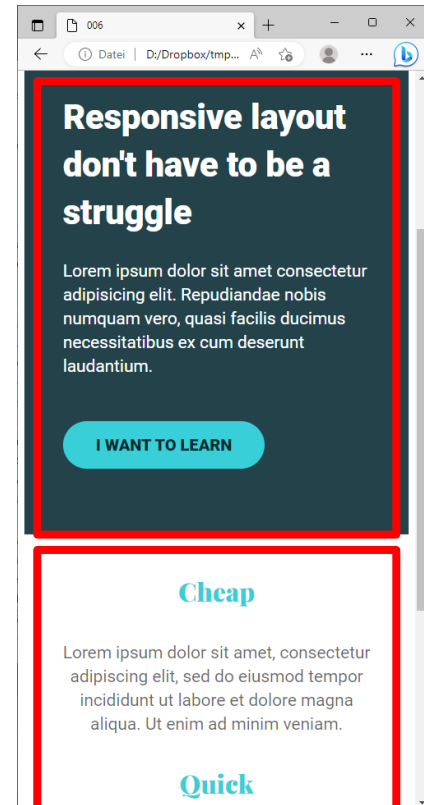
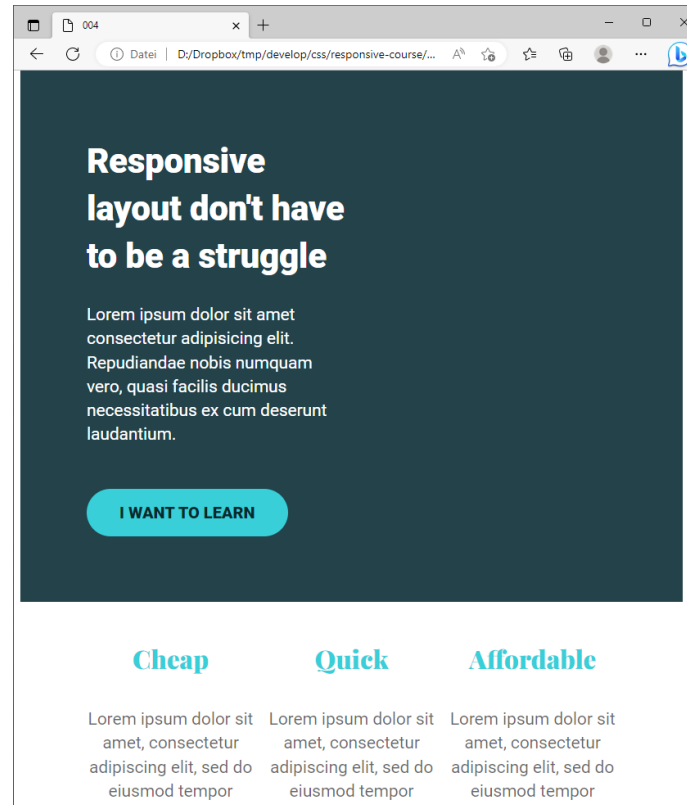
***Desktop first***

# Desktop first (Mobile second)

```
/* desktop first */
@media (max-width: 700px) {
  .w-50 {
    width:100%;
  }

  .row {
    display:block;
  }

  .nav, .navList {
    display:block;
    text-align: center;
  }
}
```



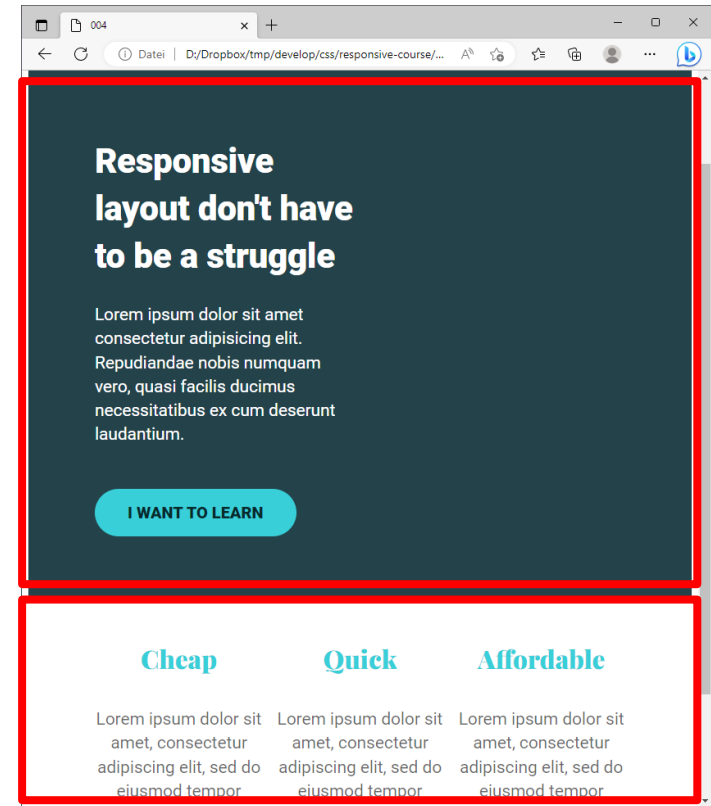
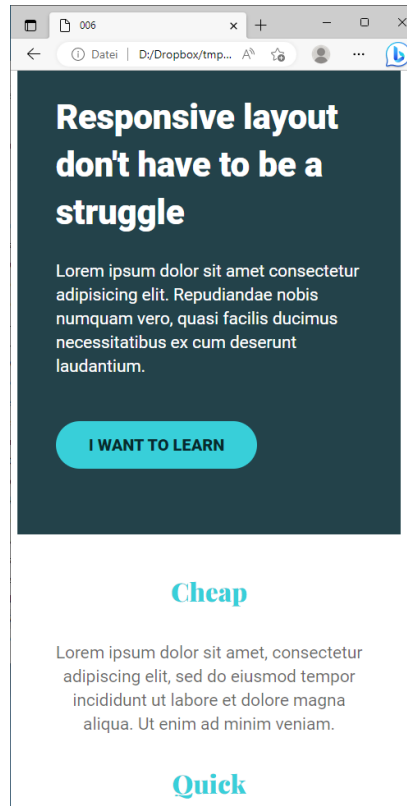
**Header: 100% Breite**  
**Section: Spalten**  
**untereinander**

A thick blue L-shaped bar is positioned on the left side of the slide, extending from the top to the bottom. A horizontal light blue bar is attached to the right side of the vertical bar, spanning across the middle of the slide.

***Mobile first***

# Mobile first (Desktop second)

```
/* mobile first */
@media (min-width: 900px) {
  .row {
    /* flex-container */
    display: flex;
    gap: 1rem;
  }
  .col {
    /* flex-items */
    flex: 1;
  }
  .w-50 {
    width: 50%;
  }
  .nav {
    display: flex;
    gap: 2rem;
    justify-content: space-between;
  }
  .navList {
    margin: 0;
    padding: 0;
    list-style: none;
    display: flex;
    align-items: center;
    gap: 2rem;
    text-align: start;
  }
  .navList:nth-of-type(1) {
    flex-grow: 1;
  }
}
```



**Design für eine Spalte  
(einfach), dann  
nachträglich Flexbox  
über media-query  
einfügen**

A thick blue L-shaped bar is positioned on the left side of the slide, extending from the top to the bottom. A horizontal light blue bar is attached to the right side of the vertical part of the L-shape, spanning across the middle of the slide.

# ***Final Challenge***

# Final Challenge



## Colors

- #2E323F
- #3B4050
- #6F737F
- #FFFFFF
- #A59678

## Fonts

- 1 | Oswald Bold - font-size: 18px;
- 2 | Oswald Bold - font-size: 90px;
- 3 | Montserrat Regular - font-size: 24px;
- 4 | Oswald Bold - font-size: 24px;
- 5 | Oswald Bold - font-size: 30px;  
Montserrat Regular - font-size: 18px
- 6 | Oswald Bold - font-size: 36px;  
Montserrat Regular - font-size: 21px
- 7 | Oswald Bold - font-size: 30px;  
Montserrat Regular - font-size: 18px
- 8 | Oswald Bold - font-size: 24px;
- 9 | Oswald Bold - font-size: 21px;  
Montserrat Regular - font-size: 16px

## Layout and break points

Maximum width of a "container" is 1200px

Two breakpoints: 700px and 1000px

The middle section must change as indicated below

small screens

medium screens



**Siehe PDF**  
**008-final-challenge.pdf**